


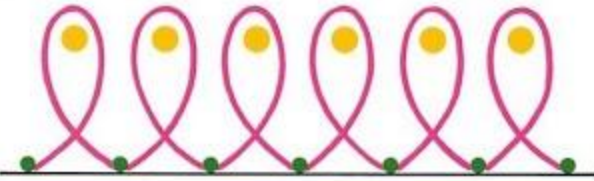



1





2



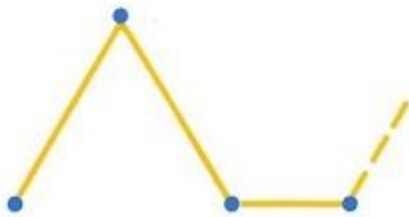


3



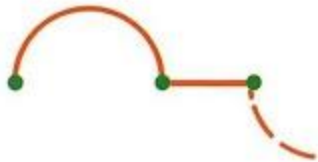
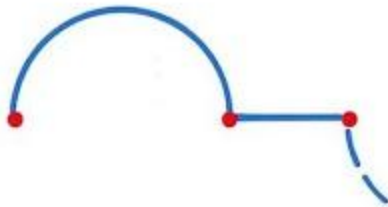


4






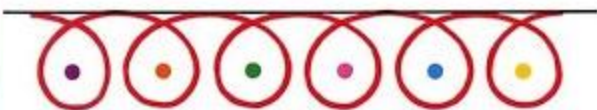
5



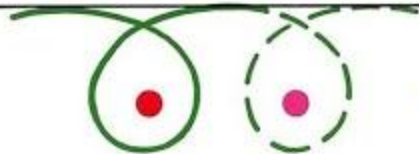
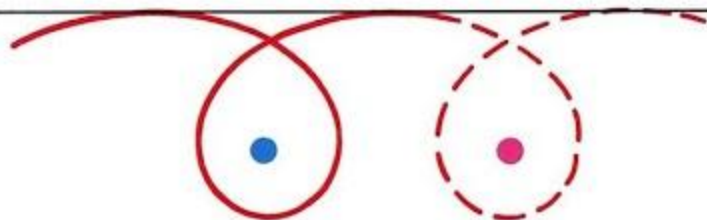


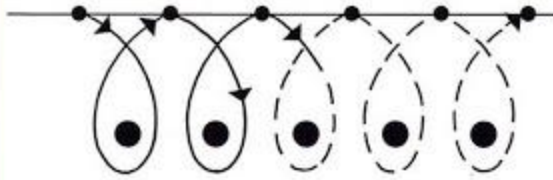
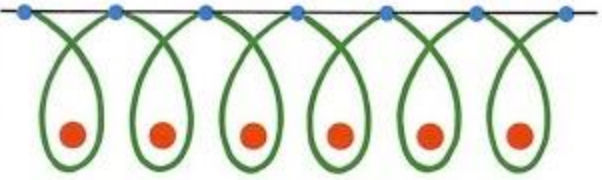
6



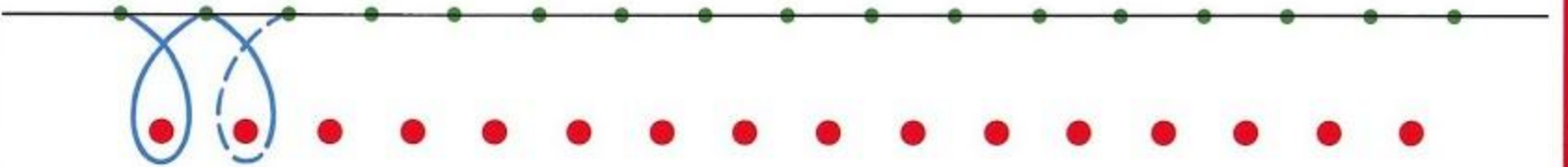
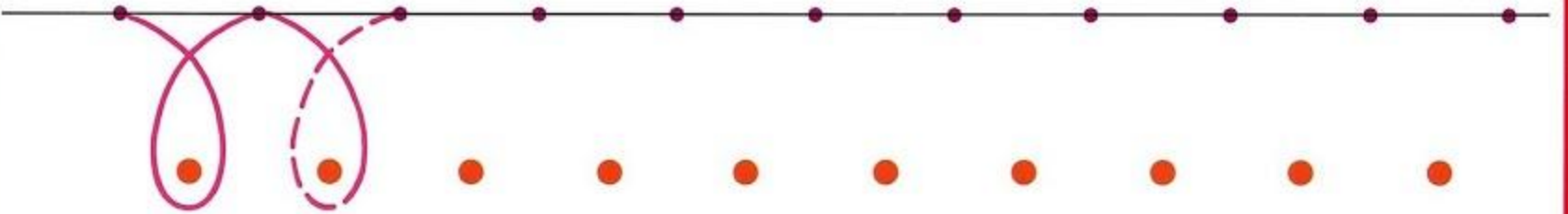
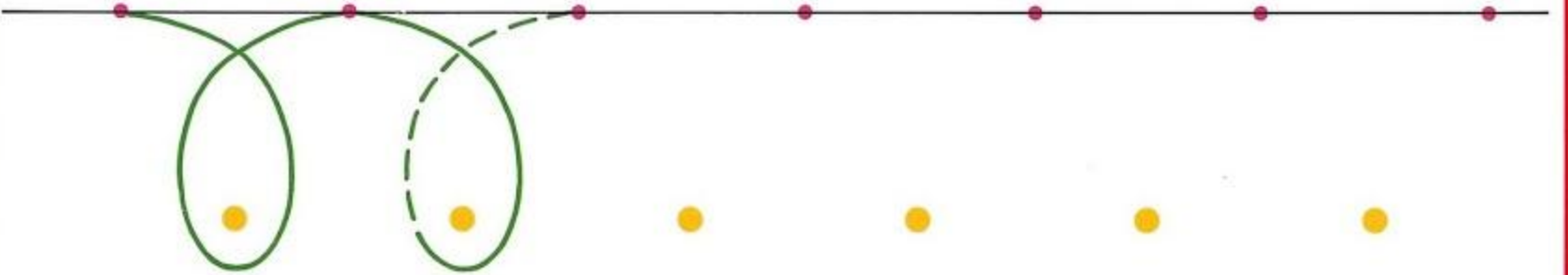


7



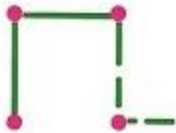
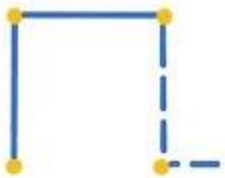
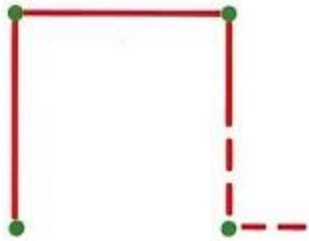
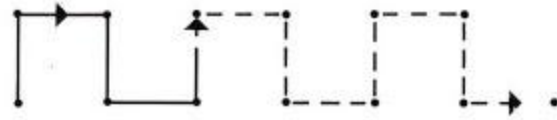


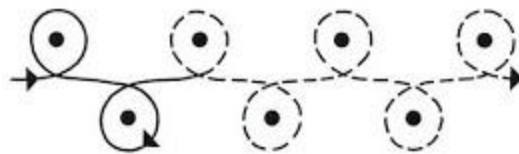
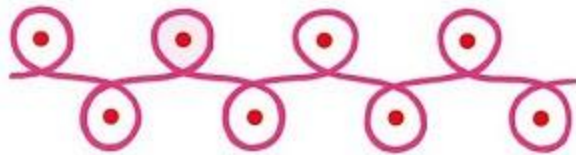
8




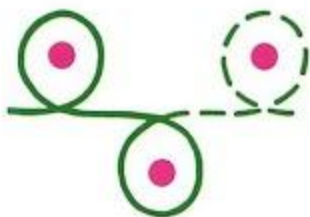
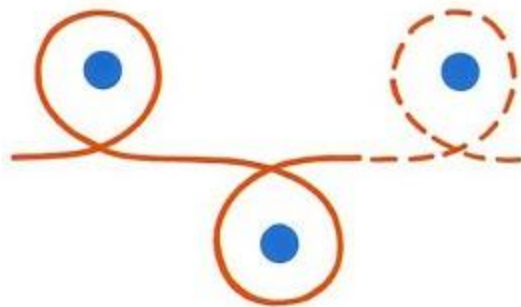


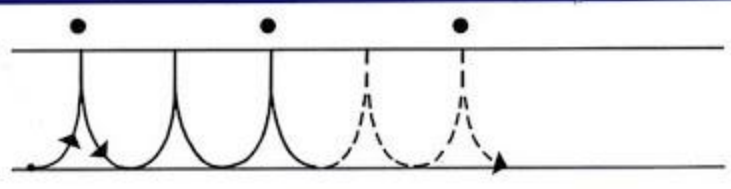
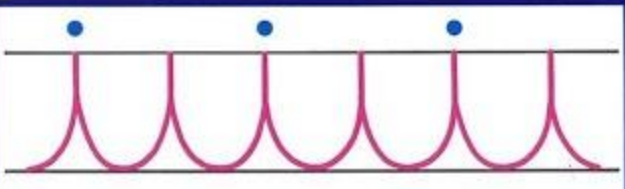
9




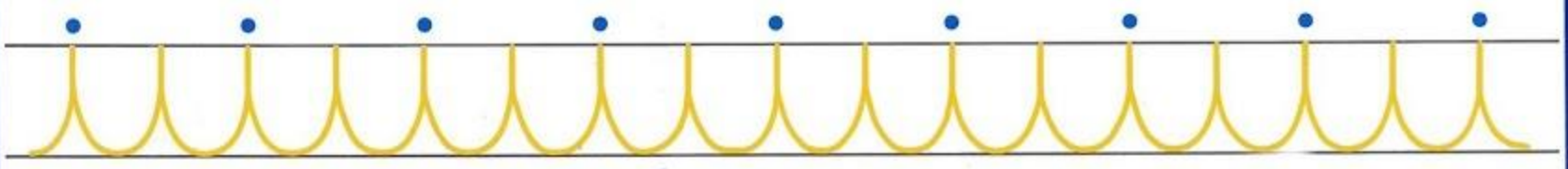


10





1





2



Handwriting practice row 1, left section: A continuous green wavy line on a three-line grid.

Handwriting practice row 1, right section: A continuous black wavy line on a three-line grid. The first two waves are solid with arrows indicating the downward stroke direction. The next two waves are dashed.

3

Handwriting practice row 2: A continuous pink wavy line on a three-line grid.

Handwriting practice row 3: A blue wavy line on a three-line grid. The first two waves are solid, and the third wave is dashed.

Handwriting practice row 4: An orange wavy line on a three-line grid. The first wave is solid, and the second wave is dashed.

Handwriting practice row 5: A yellow wavy line on a three-line grid. The first wave is solid, and the second wave is dashed.

Handwriting practice row 1, left section: A continuous cursive wave pattern drawn in yellow on a set of three horizontal lines.

Handwriting practice row 1, right section: A continuous cursive wave pattern drawn in black on a set of three horizontal lines. The first two waves are solid, and the last two are dashed. Arrows indicate the direction of the stroke.

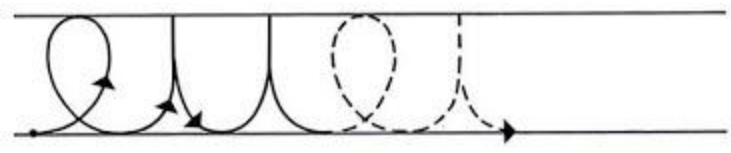
4

Handwriting practice row 2: A continuous cursive wave pattern drawn in red on a set of three horizontal lines.


Handwriting practice row 3: A cursive wave pattern drawn in purple on a set of three horizontal lines. The first wave is solid, and the second is dashed.

Handwriting practice row 4: A cursive wave pattern drawn in orange on a set of three horizontal lines. The first wave is solid, and the second is dashed.

Handwriting practice row 5: A cursive wave pattern drawn in pink on a set of three horizontal lines. The first wave is solid, and the second is dashed.



5





6





Handwriting practice row 1, left section: A continuous line of blue cursive loops on a four-line grid.

Handwriting practice row 1, right section: A sequence of cursive loops on a four-line grid. The first two are solid black, the next two are dashed black, and the last one is solid black. Arrows indicate the direction of the pen strokes.

7

Handwriting practice row 2: A continuous line of red cursive loops on a four-line grid.

Handwriting practice row 3: A small sequence of yellow cursive loops on a four-line grid.

Handwriting practice row 4: A small sequence of green cursive loops on a four-line grid.

Handwriting practice row 5: A small sequence of purple cursive loops on a four-line grid.

eiiei

eiiei


8

eiieiieiieiieiiei

eiiei

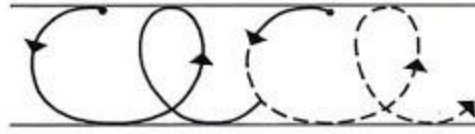
eiiei

eiiei



9





10 :



l l l l l l l l l l

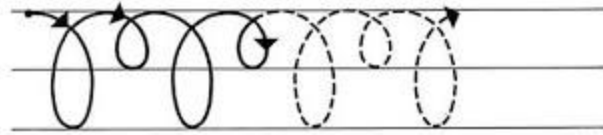
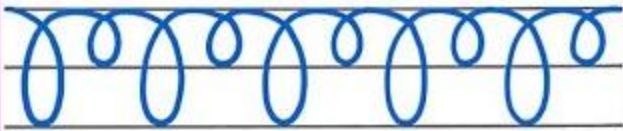
l l l l l l

1

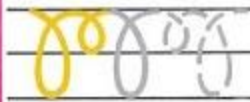

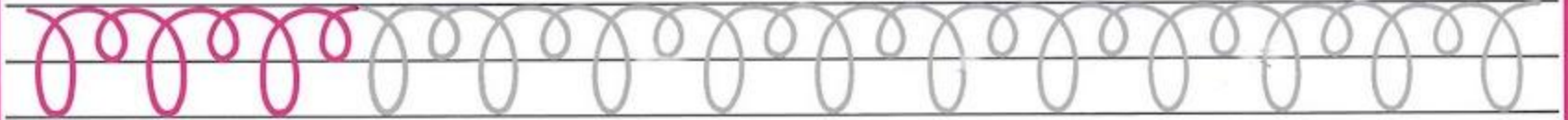
l l l l l l l l l l l l l l l l l l l l l l

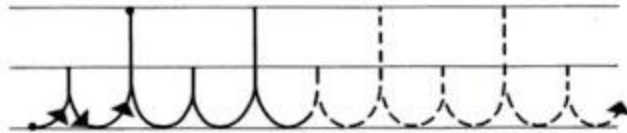
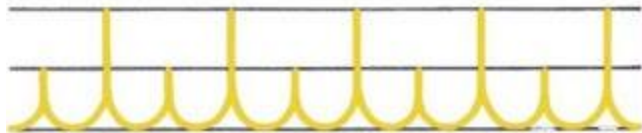
l l l l

l l l l

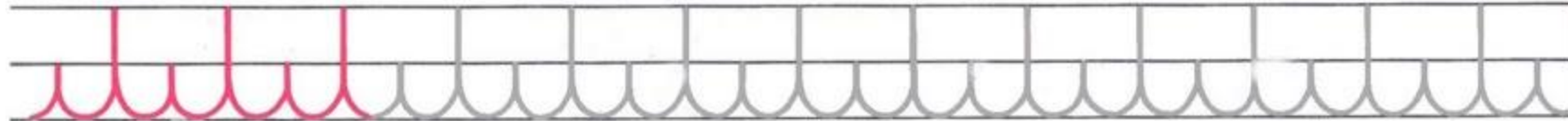


2



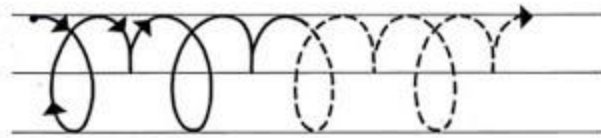



3

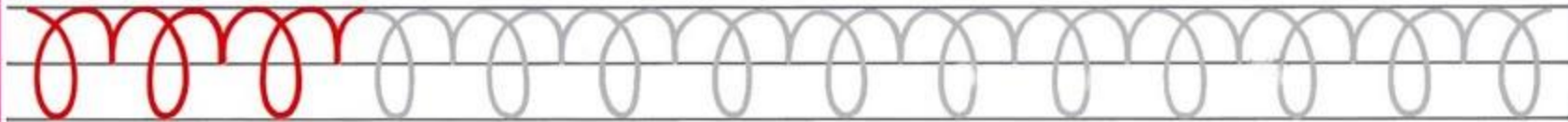








5



Handwriting practice row 1, left section: A continuous cursive line of connected loops on a four-line grid, colored green.

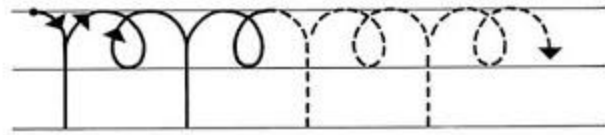
Handwriting practice row 1, right section: A continuous cursive line of connected loops on a four-line grid, colored grey. The first loop is solid, and the rest are dashed. Arrows indicate the starting point and direction of the stroke.

6


Handwriting practice row 2: A continuous cursive line of connected loops on a four-line grid. The first three loops are colored pink, and the rest are grey.

Handwriting practice row 3: A cursive line of connected loops on a four-line grid. The first loop is colored blue, and the rest are grey.

Handwriting practice row 4: A cursive line of connected loops on a four-line grid. The first loop is colored orange, and the rest are grey.



7



u u u u u u u u

u u u u u u u u

8

u u u u u u u u u u u u u u u u u u

u u u u

u u u u

ellhell

ellhell

9

ellhell ellhell ellhell ellhell

ellhell

ellhell

zelyzelye

zelyzelye

10

zelyzelyzelyzelyzelyzelyzelyzelyzely

zelyzely

zelyzely